

# Benjamin Moore Philipsburg Blue Kitchen Cabinets


BENJAMIN MOORE  
PHILIPSBURG BLUE  
HC-159

## Benjamin Moore / Philipsburg Blue HC-159

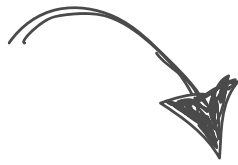
A moody mid-tone blue with a soft muted gray undertone.



Solid surface counters are a great option. They are durable, resist stains and scratches and come in a variety of colors




Choose your sink type carefully. If you want a white sink, choose a hard wearing material like granite or cast iron.



If you want to add some softness and texture to the kitchen try Ruggable. This machine washable rug system is attractive and easy to keep clean

When it comes to adding warmth and character to your home you can't beat the beauty of real wood. Look for hard woods like oak or maple instead of soft wood like pine for the best durability



- |                           |                      |                       |                         |                       |                     |                         |                        |                       |
|---------------------------|----------------------|-----------------------|-------------------------|-----------------------|---------------------|-------------------------|------------------------|-----------------------|
| 1. SEMI FLUSH GLOBE LIGHT | 2. SILESTONE COUNTER | 3. MARBLE MOSAIC TILE | 4. SARRAH TUFTED RUNNER | 5. WHITE KITCHEN SINK | 6. PULL DOWN FAUCET | 7. SWIVEL COUNTER STOOL | 8. FRENCH OAK FLOORING | 9. BRASS CABINET PULL |
|---------------------------|----------------------|-----------------------|-------------------------|-----------------------|---------------------|-------------------------|------------------------|-----------------------|